



***California License & RPE/CF;
California Credential, ASHA CCC***

CSAD 250 Spring 2019



The three pieces of paper.....

California License in Speech-Language Pathology.

Issued by the Speech-Language Pathology & Audiology Board & Hearing Aid Dispensers Board (SLPAHADB).

Speech-Language Pathology Services Credential - With or without Special Day Class Authorization.

Issued by the Commission on Teacher Credentialing (CTC).

Certificate of Clinical Competence (CCC).

Issued by the American Speech-Language Hearing Association (ASHA).

Speech-Language Pathologist Certification Courtesy of Barbara Moore

National

Certificate of Clinical Competence

Issued by the American Speech-Language-Hearing Association (ASHA)

Recognized nationally and internationally

Portable

ASHA Standards set basis for all state licensing and certification

All that is required in some states to practice in any setting

State: California

State Licensure

Issued by Department of Consumer Affairs

Oversight by the Speech-Language Pathology & Audiology & Hearing Aid Dispensers Board (SLPAHALDB)

Required to work in medical and private practice settings

Required to bill Medi-Cal

Credential

Issued by the Commission on Teacher Credentialing (CTC)

Required to work in school setting



California License in Speech-
Language Pathology:
Required Professional
Experience (RPE)

California License in Speech- Language Pathology: RPE



Information, all necessary forms, and the documents can be found at:

www.speechandhearing.ca.gov

* under Forms & Publications Tab

California License in Speech- Language Pathology: RPE

Speech-Language Pathology & Audiology &
Hearing Aid Dispensers Board (SLP AHADB)

2005 Evergreen Street, Suite 2100

Sacramento, California 95815

Phone: (916) 263-2666

Fax: (916) 263-2668

Web: www.speechandhearing.ca.gov

Email: speechandhearing@dca.ca.gov

Analysts: Casey Triggs & Katrina Martinez

California License in Speech-Language Pathology: RPE

Required Professional Experience (RPE).

Student's Responsibilities Prior to beginning RPE:

Submit the following:

1. ***** Required Professional Experience (RPE) Application Temporary License form***—includes passport quality photograph. (** Make sure to print the most recent application from website)
2. ***** Application Fee payable to SPLAHADB***
***** NOTE: CURRENTLY \$60.00 ** (MAY CHANGE)***
3. ***** Signed copy of RPE Temporary License Acknowledgement Statement***
4. ***** Speech-Language Pathology Required Professional Experience-Clinical Practicum/University Recommendation (must be on Board's form and mailed directly to the Board from the University)- Signed by University Department Chair/ Program Director.***

California License in Speech- Language Pathology: RPE

Complete **Part B** of the Temporary Required Professional Experience License Application Form

Note: Full time=30-40 hrs/wk. Part time=15-29 hrs/wk.

Read and Sign Required Professional Experience Supervisor Responsibility Statement

Submit Required Prof. Experience Supervisor Resp. Statement

Submit copy of **page 2** of Livescan Request Form completed by the Livescan operator (use link on licensing board website for proper forms and fees)

Note: Signatures must be in **INK** on all forms

Note: Examination requirement (Praxis) may be completed during RPE.

Complete Live Scan Service Form



- **Can be completed at Campus Police. Call ahead. Times are usually MWF 8-12 and/or 12-4. 916-278-2788. Public Services Building. Bring 3 copies of the form. Fill out prior to going. Bring current govt. issued photo i.d. (NOT CSUS One card). Bring check—no cash or credit cards. Probably somewhere between \$50.00-70.00 For more information:**

<http://www.csus.edu/aba/police/units-and-functions/live-scan.html>

- **Livescan form can then be submitted with packet**
- **Note: Fingerprints must be cleared through Department of Justice (DOJ) and Federal Bureau of Investigation (FBI) before license can be issued.**

California License in Speech- Language Pathology: RPE



Supervisor Must:

- Maintain current license issued by SLP AHADB during entire time. If it expires during the RPE, you must report it to the board. (in public schools must also have ASHA CCC—you really want person to have CCC, License, and Credential).
- Have updated Professional Development CEUs in supervision prior to beginning supervision: Initial 6 hours and 3 hours every other 4 years thereafter.

California License in Speech- Language Pathology: RPE



Not supervise more than 3 RPE temporary license holders

Complete a Required Professional Experience Verification form within 10 days of terminating supervision

California License in Speech- Language Pathology: RPE

Supervisor must:

Be a California Licensed Speech-Language Pathologist

Have completed Continuing Professional Development (CPD) in Supervision Training: 6 hours initially/3 hours every four years thereafter.

Note: This CPD is similar to CPD for SLPA supervision: 6 hours within the first two years of supervision initially and 3 hours every two years thereafter

California License in Speech- Language Pathology: RPE



Supervisor Provides for full time candidate (36 weeks): 8 hours /month of DIRECT supervision during full time employment. At least 50% of this (4 hours) must be of evaluation, assessment, and treatment procedures.

Supervisor provides for part time candidate (72 weeks): 4 hours/month of DIRECT supervision. 50% (2 hours) must be of evaluation, assessment, and treatment procedures.

California License in Speech- Language Pathology: RPE



The remainder of the supervisory time for full or part time applicants may cover record-keeping, evaluation, assessment, reports, treatment plans, summaries of case conferences, plans for management, etc.



*****RPE AND CF*****

REMEMBER PER ASHA GUIDELINES:

Supervisor's minimum commitment to meet both CF and RPE is 2 hours per week: One hour of direct observation of evaluation, assessment, and treatment AND one hour of indirect observation (reviewing diagnostic reports, reviewing treatment plans, discussing and reviewing cases, etc.).

California License in Speech- Language Pathology: RPE



The supervisor is responsible for the health, safety, and welfare of the patients served by the RPE.

All evaluation and assessment reports, treatment plans, progress and discharge reports drafted by the RPE must be reviewed and countersigned by the supervisor.

California License in Speech- Language Pathology: RPE

**If there is a change in Supervision or
Work Setting, a**

RPE Reporting Change in Supervision form must be submitted within 30 days **by Supervisor. If the RPE relationship is terminated, **Supervisor is** required to submit the RPE Verification form within 10 days.**

****Form for change in supervision or work setting can be found on Board's website under Forms & Publication Tab**

California License in Speech- Language Pathology: RPE

When the RPE Temporary License is approved, an approval/confirmation letter is sent to candidate and supervisor. The RPE may begin.

You may check the license website for status to see if license has been activated. Once your license is posted and approved you will receive a letter in the US mail with beginning and ending dates of license period.

PLEASE NOTE: Application processing: expect 4 to 8 weeks

You will only receive an e-mail if there is a deficiency in your application. If application is complete you will receive notification by regular mail.

**** You can e-mail the Board office to check on application progress and status.**

California License in Speech- Language Pathology: RPE

Be sure to note the expiration date on the temporary license and the time frame listed on the approval letter.

This is the time frame in which the 36 weeks (full time) or 72 weeks (part time) RPE must be completed.

****NOTE:** Be sure to complete the Address Change Application within 30 days of securing a new address of record

****NOTE:** Experience in a classroom setting where the RPE candidate is teaching academic subjects in addition to providing therapy (CH) the applicant can only receive part-time credit.

California License in Speech- Language Pathology: RPE

Student *Must* have an RPE Temporary License to begin work in *non-exempt* settings (private practices, hospitals, etc.)

Students may work in public schools and federal agencies (*Exempt Settings*) with their credential alone.

The RPE will not receive credit, however, until the student receives verification of the RPE Temporary License and specified dates for RPE completion.

California License in Speech- Language Pathology: RPE

Required Professional Experience (RPE). Student's Responsibilities within 30 days of approval date students must submit:

- Official transcripts (** Note: hard copies) of master's programs sent directly from University

- Photo copy of Master's Degree (*if not posted on transcript*)-

** can be e-mailed.

- Examination Score of 162 or higher on the Praxis

(Praxis Code: R8544)

California License in Speech- Language Pathology: RPE

Required Professional Experience (RPE):

Student's Responsibilities to submit **within 10 business days of completing RPE**:

Verification of RPE form: Supervisor rates performance and verifies successful completion of RPE. In schools: Separate form for each school year and summer work/school calendar attached/letter from district verifying dates of summer work. **Send form one and calendar one at end of first year and form two and calendar two at the end of experience in the second year. Summer form at end of summer.**

California License in Speech- Language Pathology: RPE

****Keep your own calendar for RPE Experience**

**** Once the License Board verifies completion of RPE, License Board will e-mail you a Permanent Application for Full Licensure for you to copy, complete, with original signatures and return via US Mail to Licensing Board. You can note any address change on this Permanent Application. Once received this Permanent Application is received by the License Board it will be processed within 24 to 48 hours and file will be closed.**

California License in Speech- Language Pathology: RPE



When you have a license: Licensees must complete 12 clock hours of continuing professional development courses during **your first renewal period- the initial license will expire the last day of your birth month not to exceed two (2) years.**






**** Subsequently you will need to complete 24 hours in two years.**

See website for approved providers.

Maintain evidence: course descriptions, handouts, certificates of completion etc.

Licensee certifies upon renewal that this is completed. Subject to audit.

Current renewal fee \$110.00



SPEECH-LANGUAGE PATHOLOGY
SERVICES CALIFORNIA CREDENTIAL

with or without
Special Day Class Authorization.

Speech-Language Pathology Services
Credential With or without Special Day Class
Authorization.

Commission on Teacher Credentialing

You must be recommended through the
campus credentialing office:

CSUS Credential Analyst- Elizabeth Christian

College of Education, Eureka 414

CSU Sacramento

6000 J St.

Sacramento, CA 95819-6079

916 278-4567

FAX: 916 278-6175

echristian@csus.edu

Office Hours: 8:00am to 12:00pm & 1:00pm to 5:00pm

Credentialing: Courtesy of Barbara Moore

Teaching Credentials

General Education

Multi-Subject

Single Subject

Special Education:

Education Specialist

Mild/Moderate

Moderate/Severe

Deaf and Hard of Hearing

Visual Impairments

Physical and Health
Impairments

Early Childhood Special
Education

Services Credentials

Speech-Language

Speech-Language Pathology
Services Credential

Clinical Rehabilitative
Services Credential

(old)Special Class

Authorization may be added

Audiology

Orientation and Mobility

Pupil Services

Other

Speech-Language Pathology Services Credential With or without Special Day Class Authorization.

Credential Application packet: (**I will post on
SacCT the updated application forms.)

It consists of the following:

- 1) Checklist for Preliminary Credential
- 2) Credential Request Form (**PRELIMINARY**)
- 3) Speech Path Completion of Work form (for
Department Chair to sign)
- 4) Certificate of Clearance (fingerprint/background
process) information, for students' use ***if you have not
completed this process earlier. (one time process)***
- 5) Checklist for Clear Credential (done at the end of your
RPE/CF)
- 6) Credential Request Form (**CLEAR**)

Speech-Language Pathology Services Credential With or without Special Day Class Authorization.

This is a two-tier credential

You have two years to complete it

You initially receive a **Two-year Preliminary
Credential** after you complete the packet through
CSUS Credentialing Office

Speech-Language Pathology Services Credential With or without Special Day Class Authorization.

This credential becomes “Clear” once you complete all credential requirements: Pass praxis (provide photocopy of scores), finish and provide proof of RPE/CFY, application form, and fee to Credential Analyst:
Elizabeth Christian

Speech-Language Pathology Services Credential With or without Special Day Class Authorization.

PRELIMINARY CREDENTIAL PROCESS:

Student Responsibilities to submit to CSUS Credentialing Office (Eureka Hall 414) to Elizabeth Christian, Credential Analyst—**You cannot work in the schools until you receive a receipt indicating you paid fee and done the following:**

1. Complete Credential Request Form
(Check Box: **PRELIMINARY**)
2. Completion of Work Form signed by Dr. Pieretti
3. Copy of CBEST card
4. Proof of completion of Master's Degree and that it is posted

**** All information above to be submitted to CSUS Credentialing Office- Elizabeth Christian, Credential Analyst**

Speech-Language Pathology Services Credential With or without Special Day Class Authorization.

- Official transcripts EXCEPT CSUS showing the courses required for THIS credential

*** Please note: if CSUS student for BA and MS- no need for transcripts.*

You then receive a series of emails with forms to complete and pay max fee of 100.00 plus \$2.50: Total: \$102.50 fee currently – ** Note: could change; to be paid online once you receive an email instructing you to do so.

Speech-Language Pathology Services Credential With or without Special Day Class Authorization.

CLEAR CREDENTIAL PROCESS:

The CSUS Credentialing Office will help you with applying for the CLEAR Credential when your RPE/CF is done.

****ONCE YOUR "RPE/CF" is completed you need to submit to the CSUS Credential Analyst, Elizabeth Christian the following info:**

1. Completed Credential Request Form (again)- Check box:
(CLEAR)

2.(Praxis) Verification of passing score: currently 162 on the ETX Praxis II Speech-Language Pathology Test (Praxis Code 5331)-
provide photo copy of scores &

Verification of completion of 36 week CF on either the:
Professional Experience Form from Speech-Language Pathology and Audioloy Board (Form 77v-21)

(or)

Photocopy of License from SLPAHADB

(or)

Photocopy of ASHA verification of certification letter

Speech-Language Pathology Services Credential With or without Special Day Class Authorization.






You then receive a series of 3 to 4 emails. One directs you to a secure CCTC website to pay and complete the Professional Fitness and Oath and Affidavit.

The 4th email will serve as the Letter of Verification or C-19 Letter. This is the copy your employer will need to see.

You pay a fee of \$102.50 (currently- may change) online when you receive an email telling you to do so.

Speech-Language Pathology Services Credential With or without Special Day Class Authorization.

Please note: You will receive information when you receive your credential that specifies the process for renewal (every five years)...



Certificate of Clinical Competence
(CCC): Clinical Fellowship (CF)

Certificate of Clinical Competence (CCC): Clinical Fellowship (CF)

American Speech-Language Hearing Association

www.asha.org

2200 Research Boulevard

Rockville, MD 20850-3289

301-296-5700

<http://www.asha.org/certification/Clinical-Fellowship/>

Members: 800-498-2071

Non-Member: 800-638-8255

Fax: 301-296-8580

TTY (Text Telephone Communication Device): 301-296-5650

E-mail: actioncenter@asha.org

Certificate of Clinical Competence (CCC): Clinical Fellowship

Information, all necessary forms, and the documents: *Responsibilities of Individuals Who Mentor Clinical Fellows*, the *Clinical Fellowship Skills Inventory*, *Getting Your Clinical Fellowship Approved*, and so on can be found at:

<http://www.asha.org/certification/Clinical-Fellowship.htm>

Certificate of Clinical Competence (CCC): NEW – On Line Process

- ***-New ON-LINE.... process available, but can still complete paper only application***
 - ***On – LINE Forms & Documents are very similar to those that have been used in the past with some possible minor modifications***
 - ***Affidavits and Disclosure information will be on- line***
 - ***Verification from Directors of Institutions process will be completed on-line after the applicant has applied ... to verify that the applicant has completed requirements to apply for certification.***
 - ***Payment will be done on-line if you use a credit card; however, if you use a check they will need to complete a form and mail it directly to ASHA***
 - ***Transcripts will be submitted by applicant on-line***
 - ***CFY Report (including verification of hours) and Rating Form will be completed on line by the CFY Supervisors***

Certificate of Clinical Competence (CCC): Clinical Fellowship

Apply On or Before 12/31/2019!!!

WHO: *Individuals who graduated from their graduate programs in communication sciences and disorders prior to December 31, 2019.*

WHAT: *Submit your application any time after you have completed the necessary coursework, practicum, and received the required degree from a CAA-accredited academic program or a program admitted to CAA candidacy.*

WHEN: *On or before December 31, 2019. You may also apply before beginning your Clinical Fellowship (CF) Experience.*

WHY: *If basic science coursework in physics or chemistry was not completed as part of your undergraduate program, you must apply for the CCC-SLP by **December 31, 2019** otherwise, for purposes of ASHA certification, this coursework must be completed prior to beginning your CF.*

Certificate of Clinical Competence (CCC): Clinical Fellowship

Apply On or Before 12/31/2019!!!

*How: Complete and submit your **on-line application**, along with your **dues and fees payment**, by **December 31, 2019--** additional documentation, such as your transcript (s) and verification form(s) may be received by ASHA after that date. You may instead submit a paper application by printing and mailing the following along with your dues and fees payment:*

**-Application for Speech-Language Pathology Certification (2014)
[PDF]**

- Dues/Fees Payment

****Important!! Beginning January 1, 2020, applications under the 2014 SLP standards will no longer be accepted or available.**

Certificate of Clinical Competence (CCC): Clinical Fellowship (CF)

CLINICAL FELLOWSHIP (CF) Requirements:

No less than 36 weeks of full time (at least 35 hrs per week)

Experience (** or the equivalent part-time experience). Working more than 35 hours per week will not shorten the minimum requirement of 36 weeks.

Experience must total 1260 hours at a minimum

** Equivalent part time experience can be completed as long as clinical fellow works more than 5 hrs per week.

CF Mentor individual must hold ASHA Certification in speech-pathology. It is the responsibility of the Clinical Fellow to verify certification of the mentoring SLP and it can be done through the on line ASHA Certification Verification System or by contacting the ASHA Action Center at 1-800-498-2071.

Certificate of Clinical Competence (CCC): Clinical Fellowship (CF)

Clinical Fellowship REQUIREMENTS:

**CF must be completed within 4 years (48 months) from application date.

**CF Must be evaluated by supervising SLP with CCC during each third of the experience.

** A score of "3" or better on the core skills in the final segment of the experience, as rated by the Speech-Language Pathology Clinical Fellowship (SLPCF) mentor using the SLP Clinical Fellowship Skills Inventory (CFSI) form.

** **If in schools:** *Use School Calendar and plan ahead—divide into 3 equal segments....*

Certificate of Clinical Competence (CCC): Clinical Fellowship

Clinical Fellowship Requirements (Cont'd):

**At least 80% of time must be spent in direct clinical contact (assessment, diagnosis/evaluation, screening, treatment, report writing, family/client consultation, and/or counseling) related to the management of disorders that fit within the ASHA scope of practice.

**Submission of an approvable SLPCF Report and Rating Form

Certificate of Clinical Competence (CCC): Clinical Fellowship

CF Supervisor Requirements:

- Must hold ASHA CCC during the entire CF experience
- Cannot be related to the Clinical Fellow
- Provide “meaningful mentoring and feedback”
- Assist the Clinical Fellow in developing independent clinical skills
- Perform ongoing formal evaluations, using the CF Skills Inventory
- Complete and submit the *Speech-Language Clinical Fellowship Report and Rating Form (SLPCF)* to the ASHA National Office no later than 4 weeks after the CF is completed**
- No limit to the number of CFs that a mentor can take on at one time, but the state licensing board says for RPE– this is a good rule of thumb

Certificate of Clinical Competence (CCC): Clinical Fellowship

Mentoring Obligations:

6 hours of direct supervision per segment (each segment is one-third of the length of the fellowship-12 weeks=one segment for 36 weeks) and 6 indirect monitoring activities, typically including reviewing diagnostic reports/treatment records/plans of treatment, monitoring Clinical Fellow's participation in case conferences or professional meetings, and/or evaluating the Clinical Fellow's work by consulting with colleagues or clients and their families.

Certificate of Clinical Competence (CCC): Clinical Fellowship

Note to students: Graduating, May 2019!!

**YOU must APPLY for ASHA for CERTIFICATION IN SPEECH-
LANGUAGE PATHOLOGY ON-LINE OR BY Paper Application ON
OR BEFORE December 31, 2019**

SUBMIT: EITHER ON-LINE OR BY PAPER APPLICATION the
following:

1. [Application for Certification and Membership form ON-Line](#) (Sac
State Code=4671)

**(you may submit once academics, practicum, and degree
awarded. This can be financially beneficial)**

2. Full payment on line (if using a check you will need to submit
payment form) (\$511.00 (or) \$461.00 if within 12 months of
graduation/ or \$286.00 for NSSLHA Conversion)

**** NOTE: New Applicants: Apply during ASHA's Gift to the Grad, May 1-
August 31, and get up to (20) months of membership for the
price of (12).**

Certificate of Clinical Competence (CCC): Clinical Fellowship

*** **NOTE:** Department Chair needs to sign off page four of the application **ON-Line--- verifying that you meet all requirements. This will all be done on-line** **NOTE:** ASHA will contact Dr. Pieretti for this verification process, so make sure you have completed necessary department obligations!!

NOTE: The date on the bottom of the page **MUST** be the date in your file/hours sheet that was the **LAST** day of your **LAST** internship.

Certificate of Clinical Competence (CCC): Clinical Fellowship

Also submit within 3 years on line:

3. Official Graduate Transcript verifying date and degree awarded.

4. Praxis exam scores (may be completed during CF)
Praxis code: Select R5031, Enter 5031. Current passing score on the Praxis is: 162

5 .Speech Language Pathology Clinical Fellowship Report and Rating Form

Certificate of Clinical Competence (CCC): Clinical Fellowship

To maintain the CCC once you possess it, CCC holders must complete 30 Certificate Maintenance Hours (CMHs) during 3 year intervals. See website for approved providers.

Maintain evidence: course descriptions, handouts, etc.
ASHA approved events can be logged on ASHA transcript if you request and pay for the service upon renewal.

ASHA will monitor and request proof of CMHs

Current renewal fee \$225.00



Frequently Asked Questions

How many times do I have to do Livescan? Anyone's guess. Be prepared....credential should accept what's already on file. Not sure about licensing board. School districts may expect it again when hired.

**Should I keep copies of all forms submitted? YES!!!
DEFINITELY!!!**